

MAXI 900

MINI 750

Dimensions & Weights

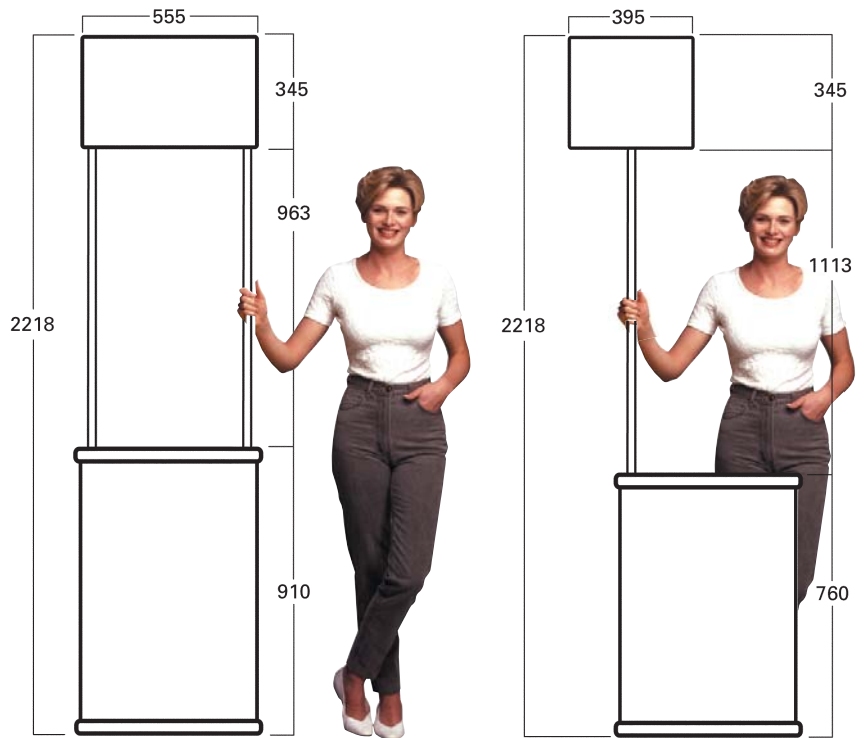
WEIGHTSKg	
Top	0.83
Maxi Shelf	0.77
Bottom	0.68
Body Panel (Maxi).....	3.87
Body Panel (Mini).....	3.20
Pole Set (six pieces)(Maxi) H	2.40
Pole Set (three pieces)(Mini) H	1.20
Header (Maxi)	0.52
Header (Mini)	0.34
Bag.....	0.96

PACKING

Individual Reusable Carton 1.25
External Measurements
960mm x 645mm x 90mm

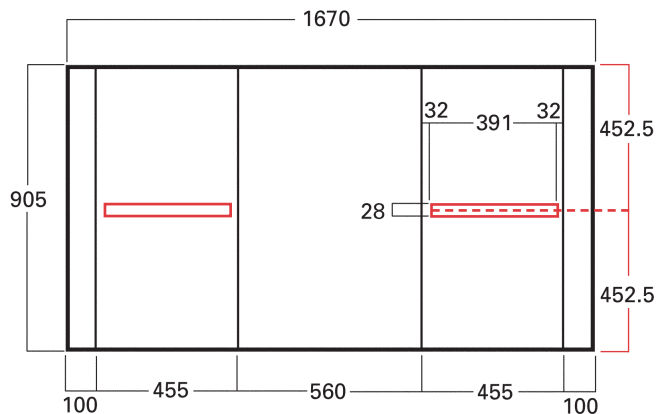
Bulk packaging, dimensions and weight dependent on number of units required.

Weights and measurements quoted are approximate.



MAXI UNIT AND HEADER

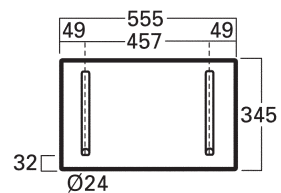
MINI UNIT AND HEADER



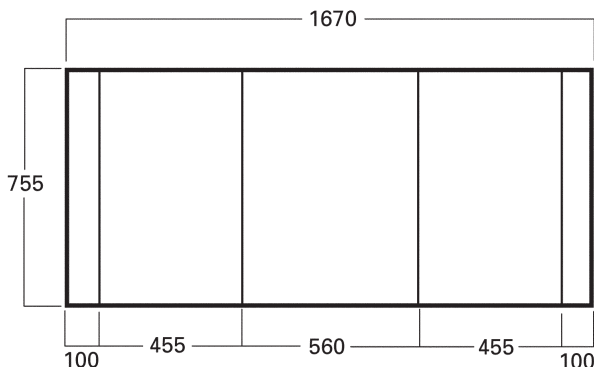
MAXI GRAPHIC SIZE

MAXI SHELF OPTIONAL

ALLOW 37.5mm FOR TOP AND BOTTOM

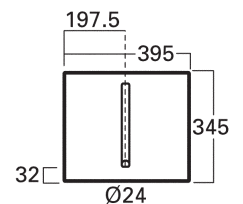


MAXI HEADER



MINI GRAPHIC SIZE

ALLOW 37.5mm FOR TOP AND BOTTOM



MINI HEADER

